

Scaled data based on original data using
LM-79-08 Approved Method: Electrical and Photometric Measurements of Solid-
State Lighting Products

Test Report Prepared for
Cooper Lighting Solutions
(formerly Eaton)

Brand: STREETWORKS

Report Number: P846644

Luminaire Tested: **GLAN-SB2B-840-U-T1**

Issue Date: 6/26/2024

Test Information

Test Method: LM-79-08
Report Number: P846644
TEST IS SCALED FROM IESNA LM-79-08 TEST DATA (G2-2405-108-2)
Test Lab: INNOVATION CENTER
Issue Date: 6/26/2024
Manufacturer: COOPER LIGHTING SOLUTIONS (FORMERLY EATON)
Product Line: STREETWORKS
Catalog Number: GLAN-SB2B-840-U-T1
Description: GALLEON AREA AND ROADWAY HIGH DENSITY LED LUMINAIRE
(2) 80 CRI, 4000K, 450mA LIGHTSQUARES WITH 26 LEDS EACH AND TYPE I OPTICS
Light Source: -
Ballast/Driver: -

Summary

Lumens per Lamp: N/A
Luminaire Lumens: 9907 lumens
Efficiency: N/A
Efficacy: 134.1 lumens/watt
Luminous Opening: Rectangular (W 0.5' x L: 1' x H: 0')
IES Classification: Type I - Short
BUG Rating: B3 - U0 - G3

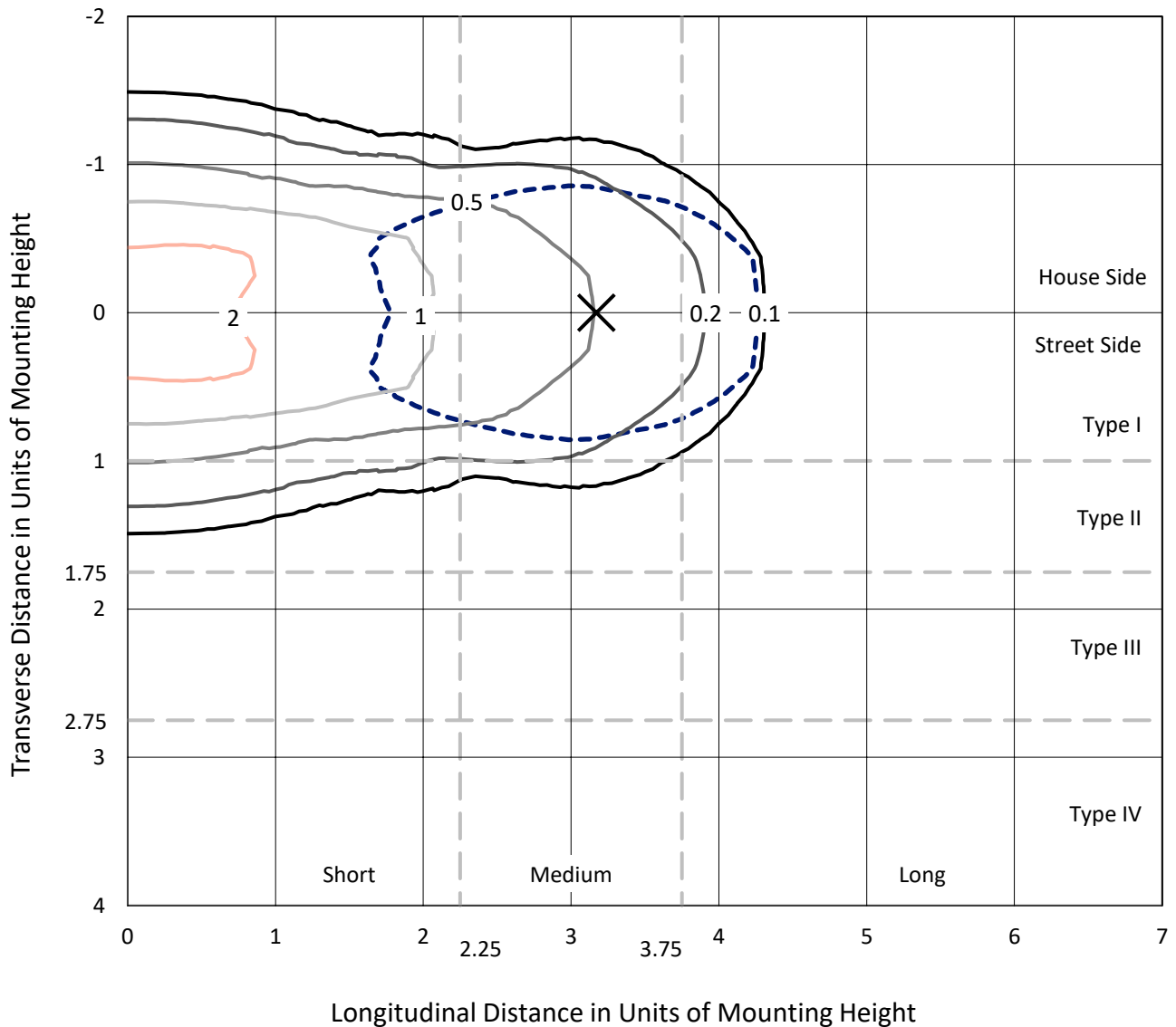
Input Watts (W): 73.9
Input Voltage (V): NR
Input Current (Ain): NR
Voltage Rise (V): NR
Power Factor: NR
Total Harmonic Distortion (THDi): NR
Frequency (hertz): 60
Stabilization Time: NR
Operation Time: NR
Ambient Temperature (°C): NR
Test Distance: 24 FT



REPORT NUMBER: P846644
 CATALOG NUMBER: GLAN-SB2B-840-U-T1

Iso-Footcandle Lines of Horizontal Illumination

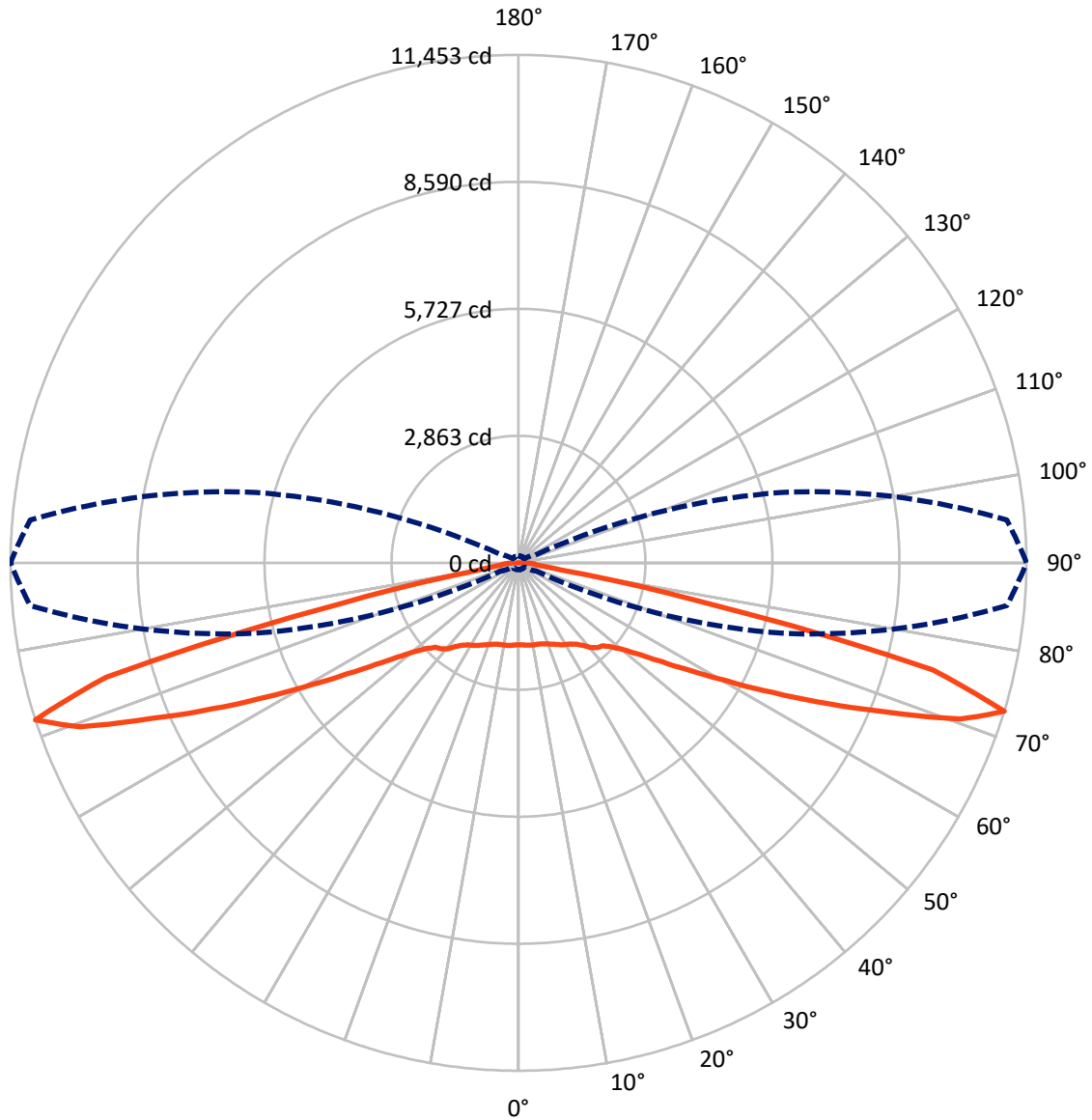
✕ Max cd
 - - - 1/2 Max cd



Based on 25 foot mounting height. Maximum calculated value = 3 fc
 Type I - Short - N/A

REPORT NUMBER: P846644
CATALOG NUMBER: GLAN-SB2B-840-U-T1

Luminous Intensity Polar Plot



— Vertical Plane Through 90-Deg Lateral - - - Horizontal Cone Through 72.5-Deg Vertical

REPORT NUMBER: P846644
 CATALOG NUMBER: GLAN-SB2B-840-U-T1

FLUX DISTRIBUTION:

		Downward	Upward	Total
House Side	Lumens	4953.5	0.0	4953.5
	% Fixture	50.0	0.0	50.0
Street Side	Lumens	4953.5	0.0	4953.5
	% Fixture	50.0	0.0	50.0
Total	Lumens	9907.0	0.0	9907.0
	% Fixture	100.0	0.0	100.0

ZONAL LUMENS:

Zone	Lumens	% Fixture
0°-10°	179.5	1.8
10°-20°	548.8	5.5
20°-30°	915.1	9.2
30°-40°	1258.6	12.7
40°-50°	1537.1	15.5
50°-60°	1777.8	17.9
60°-70°	2119.7	21.4
70°-80°	1479.4	14.9
80°-90°	90.9	0.9
90°-100°	0.0	0.0
100°-110°	0.0	0.0
110°-120°	0.0	0.0
120°-130°	0.0	0.0
130°-140°	0.0	0.0
140°-150°	0.0	0.0
150°-160°	0.0	0.0
160°-170°	0.0	0.0
170°-180°	0.0	0.0
0°-90°	9907.0	100.0
0°-180°	9907.0	100.0

Coefficient of Utilization



REPORT NUMBER: P846644

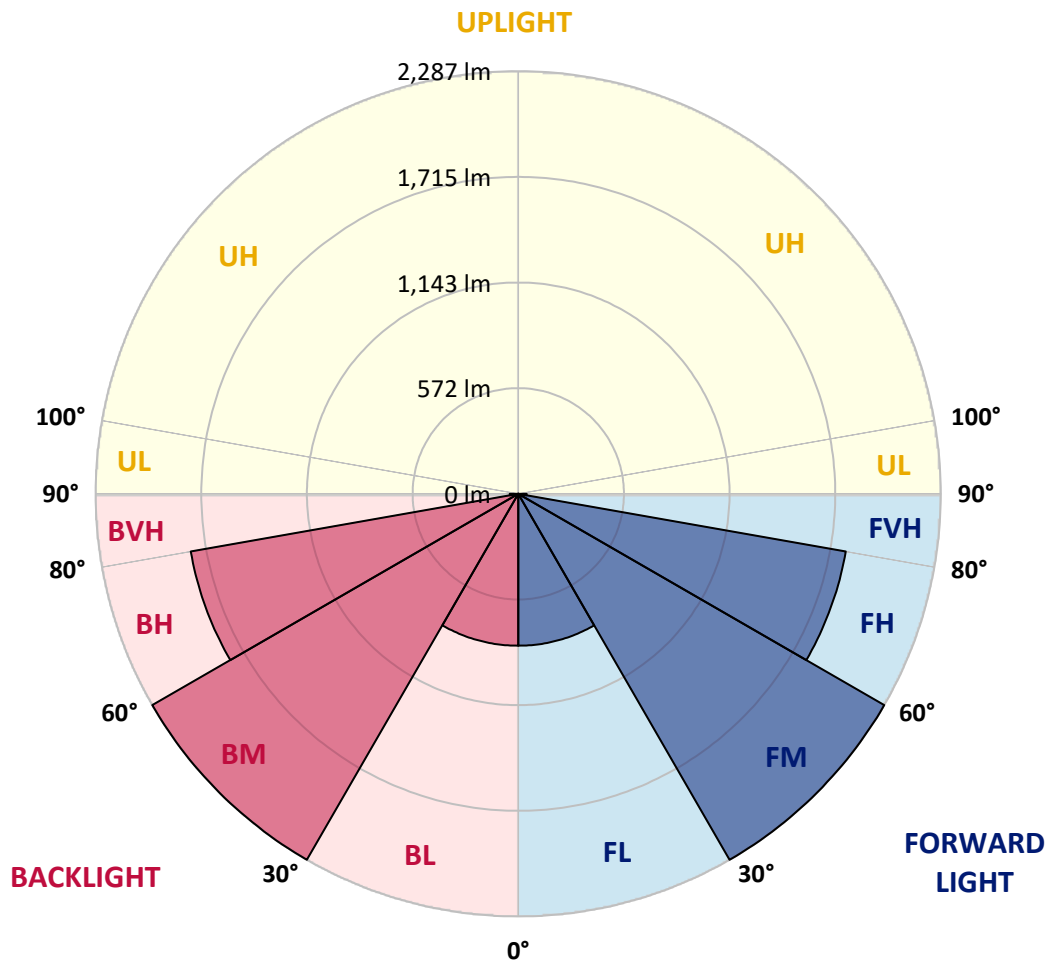
CATALOG NUMBER: GLAN-SB2B-840-U-T1

LUMINAIRE CLASSIFICATION SYSTEM LUMEN TABLE AND BUG RATING:

Zone	Lumens	% Fixture	Zone Rating/Lumen Limit		
			B	U	G
FL (0°-30°)	821.7	8.3			
FM (30°-60°)	2286.7	23.1			
FH (60°-80°)	1799.6	18.2			G1/1800
FVH (80°-90°)	45.4	0.5			G1/100
BL (0°-30°)	821.7	8.3	B2/1000		
BM (30°-60°)	2286.7	23.1	B2/2500		
BH (60°-80°)	1799.6	18.2	B3/2500		G3/2500
BVH (80°-90°)	45.4	0.5			G1/100
UL (90°-100°)	0.0	0.0		U0/0	
UH (100°-180°)	0.0	0.0		U0/0	

BUG Rating: B3-U0-G3

Type I Short



REPORT NUMBER: P846644
 CATALOG NUMBER: GLAN-SB2B-840-U-T1

CANDELA DISTRIBUTION (FULL):

	0°	5°	15°	25°	35°	45°	55°	65°	75°	85°
0°	1851.2	1851.2	1851.2	1851.2	1851.2	1851.2	1851.2	1851.2	1851.2	1851.2
2.5°	1852.8	1854.9	1854.9	1853.3	1857.0	1853.9	1853.9	1852.3	1853.9	1852.3
5°	1862.3	1864.9	1866.0	1865.4	1870.2	1867.5	1867.5	1865.4	1866.0	1864.4
7.5°	1880.2	1883.9	1886.0	1888.6	1895.5	1892.3	1890.2	1883.9	1881.2	1877.0
10°	1886.0	1890.2	1897.0	1910.7	1926.5	1927.0	1920.7	1904.9	1892.8	1883.3
12.5°	1868.1	1873.9	1888.1	1916.0	1951.3	1965.5	1955.5	1929.2	1905.5	1888.6
15°	1845.4	1851.8	1873.3	1915.5	1967.6	2000.8	1999.7	1965.0	1927.0	1900.7
17.5°	1810.2	1816.5	1847.5	1906.5	1980.2	2035.0	2049.7	2013.9	1960.7	1925.5
20°	1746.5	1752.2	1795.4	1878.1	1984.4	2071.3	2109.7	2078.2	2011.8	1963.9
22.5°	1663.8	1672.7	1723.3	1829.1	1974.4	2109.2	2178.2	2156.6	2071.3	2005.0
25°	1575.3	1584.8	1643.8	1769.1	1948.6	2136.6	2259.3	2245.6	2138.7	2056.0
27.5°	1499.0	1509.0	1573.2	1709.6	1908.6	2147.1	2339.3	2346.2	2220.3	2112.4
30°	1439.0	1448.4	1516.9	1661.7	1857.0	2136.6	2409.3	2456.7	2303.5	2161.3
32.5°	1373.2	1385.3	1457.4	1603.2	1795.9	2111.3	2470.4	2576.2	2399.9	2214.0
35°	1290.0	1301.0	1376.8	1523.2	1715.9	2070.8	2521.5	2708.9	2537.8	2294.0
37.5°	1188.9	1199.4	1274.7	1423.2	1636.4	2013.9	2560.4	2858.5	2702.1	2409.3
40°	1087.3	1097.3	1167.8	1311.5	1541.1	1941.3	2574.1	3004.8	2890.6	2567.8
42.5°	994.1	1003.0	1067.8	1201.5	1434.2	1848.6	2556.2	3132.2	3059.6	2678.4
45°	908.2	916.1	973.5	1098.3	1323.1	1735.9	2502.5	3269.1	3260.7	2757.4
47.5°	810.3	818.2	877.7	998.3	1212.0	1603.8	2411.4	3403.9	3540.3	2936.4
50°	690.8	697.6	758.7	883.0	1096.7	1463.2	2285.1	3509.8	3893.1	3207.5
52.5°	549.2	556.5	616.0	740.3	959.8	1312.1	2118.7	3578.7	4300.6	3603.5
55°	408.6	413.8	465.4	577.1	790.3	1139.9	1910.2	3598.2	4762.9	4144.7
57.5°	296.4	299.6	332.8	415.9	599.2	924.6	1656.9	3547.7	5313.1	4838.7
60°	240.1	241.1	251.1	288.0	416.5	681.3	1351.0	3373.9	5910.1	5733.2
62.5°	218.0	218.0	220.6	230.6	281.7	449.6	980.9	3013.8	6550.4	6863.7
65°	202.7	202.7	203.8	208.5	222.2	286.4	619.2	2427.2	7090.1	8187.8
67.5°	189.0	189.5	189.0	190.6	198.5	211.7	359.1	1676.4	7380.7	9559.9
70°	174.8	175.9	173.2	173.2	179.5	180.1	224.8	919.3	7139.5	10709.8
72.5°	158.0	159.5	155.3	154.3	159.0	156.9	169.0	441.2	6129.7	11053.1
75°	143.2	145.3	135.8	133.2	133.2	131.6	137.4	226.4	3978.3	9016.6
77.5°	130.0	134.3	119.0	110.6	108.5	103.7	112.1	138.5	1740.1	4233.2
80°	107.4	113.2	97.9	87.9	84.2	79.0	88.5	96.9	517.6	983.0
82.5°	80.0	82.7	69.5	62.7	59.5	55.8	66.3	67.4	168.5	348.0
85°	51.1	52.1	42.6	36.9	35.3	33.7	42.1	36.9	64.2	255.9
87.5°	17.9	20.5	16.3	14.7	15.8	13.2	19.5	11.1	17.9	180.6
90°	0.0	0.0	0.0	0.0	0.0	0.0	0.0	0.0	0.0	0.0

(END C

90°

1851.2
1852.3
1864.4
1877.0
1881.8
1886.0
1896.5
1919.7
1955.0
1992.9
2039.2
2094.5
2135.5
2181.4
2257.7
2360.9
2516.2
2612.0
2667.9
2833.2
3078.0
3443.9
3945.2
4587.5
5416.8
6439.8
7651.8
8981.3
10557.7
11453.3
9644.2
4145.3
941.4
393.3
371.7
223.8
0.0

OF REPORT)